









GB CMA Community NRM Report Card 2022/23

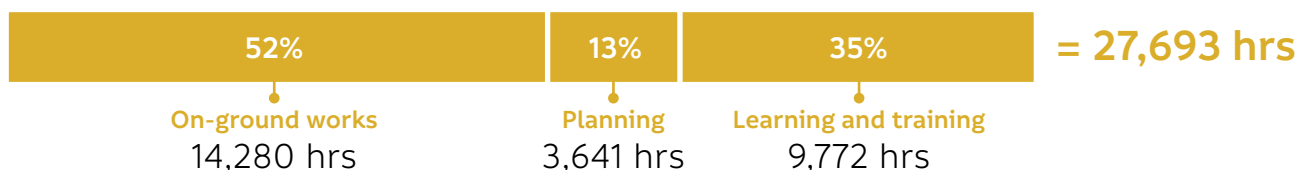
Welcome to the 2022/23 Community Natural Resource Management (NRM) Report Card. This report card is compiled by the Goulburn Broken Catchment Management Authority (GB CMA) to showcase the dedicated effort and activities of the catchment’s NRM groups. It provides stakeholders, investors and the

Landcare community with an overview of Landcare achievements during this period. The information and results presented in this report card are gathered from a voluntary annual survey. In 2022/23, 43 of the 79 (54%) groups provided data that informs the achievements detailed.

The Goulburn Broken catchment NRM community at a glance

 373 New members	 2,110 Group members	 1,880 Active volunteers
 8,052 Non-members engaged in activities and events	 \$1.27M Additional investment applied for (beyond GB CMA funds)	 23% Groups were engaged with their local Registered Aboriginal Party (RAP)

Total hours contributed to the delivery of projects, activities and events:













The Goulburn Broken CMA respects and values the NRM community contributions to catchment health. In 2022/23 the NRM community dedicated approximately 29,774 hours to the delivery of projects, activities and events in the Goulburn Broken catchment. More than 51% of time was attributed to delivering on-ground works and contributing to catchment health. The Goulburn Broken CMA Regional Landcare Coordinator and Regional Agricultural Landcare

Facilitator provide support to community NRM staff and their volunteers in the delivery of on-ground works, planning, professional development and communications. This support provides a network to ensure community NRM based programs are coordinated with broader regional and state-wide strategies, while recognising and celebrating the critical contribution of environmental volunteering throughout the community.

A motivated and connected community leads to positive change

2022/23
Outputs:

 Fencing 26.1 km	 Revegetation 224.5 Ha	 Remnant Vegetation 103 Ha	 Weed Control 2,137 Ha	 Rabbit Control 578 Ha
 Nest Boxes 535	 Field Days 79	 Information Publications 109	 Workshops/ Guest Speakers 230	 Training Events 24

Community capacity and resilience are closely linked to the health of the catchment's natural resources. The Goulburn Broken catchment community has long been involved in the management of natural resources and continued buy-in is essential to achieve the large-scale, urgent and complex change needed to improve natural resource health and respond to climate change.

Our community NRM groups pride themselves on their ability to get the job done. The NRM community faced many challenges in 2022/23 such as the October 2022 floods and the changing nature of volunteerism. Nevertheless, significant on-ground outputs were achieved across the Goulburn Broken catchment during this time showcasing a flexible and adaptive community.

How does the health of community NRM groups rate?

Community Group and Network Health Scale:



Group
3/5.0



Network
4.5/5.0

The graphs above illustrate overall group health, as measured by the groups themselves. The information has been collated to give an overall representation of how the groups rate their health scale, with 1 (red) being 'very poor' and 5 (dark green) being 'excellent'. Categories relate to succession, leadership, resources (e.g. people, information), confidence, internal systems, external profile, purpose, vision and role.

Networks that provide support to smaller groups, rated their health on average as 'good' to 'excellent'. However, groups (ranging in size from a few members to many) rated their health on average as 'fair'. This suggests networks who potentially have greater resources, internal structures and processes, rated their network health higher than smaller groups. Both scales increased slightly in 22/23 compared to 21/22.



To find out more about Landcare in the Goulburn Broken catchment visit the website:

www.gbcma.vic.gov.au